



DH_NVR4XXX-4KS2_MultiLang_
V4.001.0000003.1.R.200813
Release Notes

ZHEJIANG DAHUA VISION TECHNOLOGY CO., LTD.

Legal Information

Copyright

© 2020 ZHEJIANG DAHUA VISION TECHNOLOGY CO., LTD. All rights reserved.

This document cannot be copied, transferred, distributed, or saved in any form without the prior written permission of Zhejiang Dahua Vision Technology Co., LTD (hereinafter referred to as "Dahua").

The products described in this document may contain the software that belongs to Dahua or the third party. Without the prior written approval of the corresponding party, any person cannot (including but not limited to) copy, distribute, amend, abstract, reverse compile, decode, reverse engineer, rent, transfer, sublicense the software.

Trademarks

 and **HDCVI** are the trademarks or registered trademarks of Dahua.

All other company names and trademarks mentioned herein are the properties of their respective owners.

Disclaimer

- These release notes are for reference only, and the actual product shall prevail.
- Succeeding products and release notes are subject to change without notice.
- If there is any uncertainty or controversy, please refer to our final explanation.

Table of Contents

Legal Information	I
Release Notes	1
1.1 Overview	1
1.2 Product Introduction	1
1.3 New Features	1
1.4 Fixed Bugs	3
1.5 Instructions for New Features	3
1.5.1 One-click Arming/Disarming	3
1.5.2 Fast Live on Web	4
1.5.3 Optimized Playback Function on Local GUI	5
1.5.4 Quota Management	5
1.6 Compatibility	6
1.7 Software Environment	7
1.8 Pending Issues	8
1.9 Update Guide	8

1.1 Overview

Item	Description
Product name	Network Video Recorder
Version	V4.001.0000003.1
Software package information	DH_NVR4XXX-4KS2_MultiLang_V4.001.0000003.1.R.200813.zip
Model	DHI-NVR4104-4KS2,DHI-NVR4108-4KS2,DHI-NVR4116-4KS2,DHI-NVR4104-P-4KS2,DHI-NVR4108-P-4KS2,DHI-NVR4108-8P-4KS2,DHI-NVR4116-8P-4KS2,DHI-NVR4104HS-4KS2,DHI-NVR4108HS-4KS2,DHI-NVR4116HS-4KS2,DHI-NVR4104HS-P-4KS2,DHI-NVR4108HS-P-4KS2,DHI-NVR4108HS-8P-4KS2,DHI-NVR4116HS-8P-4KS2,DHI-NVR4208-4KS2,DHI-NVR4216-4KS2,DHI-NVR4232-4KS2,DHI-NVR4204-P-4KS2,DHI-NVR4208-8P-4KS2,DHI-NVR4216-16P-4KS2,DHI-NVR4232-16P-4KS2,DHI-NVR4416-4KS2,DHI-NVR4432-4KS2,DHI-NVR4416-16P-4KS2,DHI-NVR4432-16P-4KS2,DHI-NVR4816-4KS2,DHI-NVR4832-4KS2,DHI-NVR4816-16P-4KS2,DHI-NVR4832-16P-4KS2
Onvif Version	2.6.1
OS requirement	None
Release date	2020-08-13

1.2 Product Introduction

This product is mainly used indoors. Combined with IP cameras, you can use this NVR to complete real-time monitoring and recording. It supports configuring basic parameters by using mouse, and you can build a security monitoring network through web or other professional software developed by Dahua. Product functions include real-time monitoring, record playback, alarm and other auxiliary configuration functions.

1.3 New Features

Feature	Description
Security baseline V2.1	<ol style="list-style-type: none">1、Blocked dangerous commands in the system.2、Supports disabling unsafe services, and those services are disabled by default.3、Important operations log.4、Network data transfer encryption control.5、Non-sensitive data information saved in device-end.6、Secondary authentication for restoring factory defaults.7、Record logs of important operations.8、Added prompts of data deletion.

Feature	Description
Product security UI	<ul style="list-style-type: none"> 1、 Interface adjustment: Use Security Center as the entry in main menu. 2、 Added security status page. 3、 Added security information scanning function to detect supported security modules. 4、 Added detailed information of security modules, and the optimized modules will be displayed in green icon. 5、 802.1X setting page is moved to SYSTEM submenu. 6、 Added CA certificate management function.
Fast live on Web	Fast live on Web
Optimized playback function on local GUI	<ul style="list-style-type: none"> 1、 Supports custom fast play 2、 Supports selecting channels during playabck 3、 Optimized cursor and time bar
Quota management	<ul style="list-style-type: none"> 1、 Supports storage by quota. 2、 Supports setting quota for both videos and images. 3、 Support for the switching of disk quota mode and disk group mode. 4、 The switching of storage mode requires formatting HDD.
Disk error details	<ul style="list-style-type: none"> 1、 Disk error details are written to log. 2、 Disk error details are written to hddinfo file. 3、 Supports exporting hddinfo file along with configuration file for system analysis. 4、 Does not support exporting hddinfo file on web.
Quick operation bar	<ul style="list-style-type: none"> 1、 Added a quick operation bar in the local secondary menu for fast jumping to the same level menus. 2、 Quick operation bars are added in secondary menu and setting pages. 3、 SEARCH submenu does not support quick operation bar, and you can jump to SEARCH submenu from quick operation bar in other submenus.
Adding remote devices with IPV6 address	<ul style="list-style-type: none"> 1、 Supports adding remote devices with IPV6 address 2、 Supports manually adding remote devices with IPV6 address. 3、 Supports DHCP IPv6 4、 Supports IPV6 config for email server 5、 Supports FTP IPv6 6、 Searching for front-end devices with IPV6 address is not supported currently.

Feature	Description
One-click disarming	<ul style="list-style-type: none"> 1、 Supports one-click disarming, which is disabled by default. 2、 Supports disarming by period. Users can disarm in the set time period, and cancel disarming out of the period. 3、 Supports individually disarm linkages such as Buzzer, Show Message, Alarm-out Port and Send Email. 4、 The Live interface uses a bell icon on the upper-right corner of video channels to display disarming status. The intact bell icon is displayed by default, and when disarming is enabled, the bell icon is displayed with a slash. 5、 Supports synchronizing disarming configuration from remote IPCs. 6、 Supports enabling and disabling disarming on the upper-right corner of video channels on Live interface. 7、 Supports one-click disarming function on client software such as DMSS client.
SSH service	<ul style="list-style-type: none"> 1、 Supports visiting devices through SSH service. 2、 Provides SSH enable switch. After it is enabled, you can visit devices through SSH service.

1.4 Fixed Bugs

None.

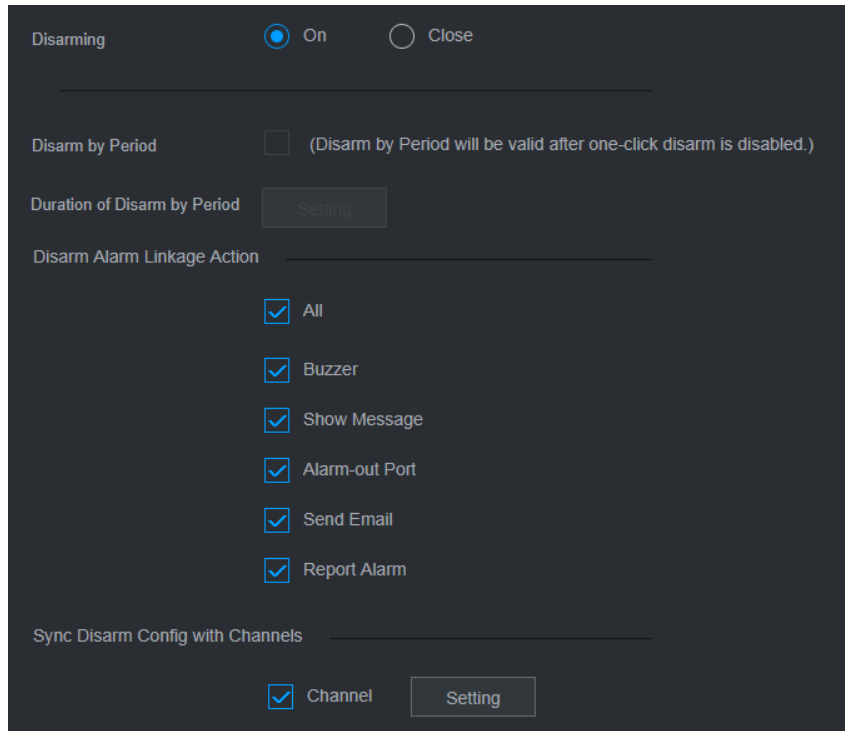
1.5 Instructions for New Features

1.5.1 One-click Arming/Disarming

Support for one-click to arm or disarm alarm linkage actions in **ALARM > Disarming**.

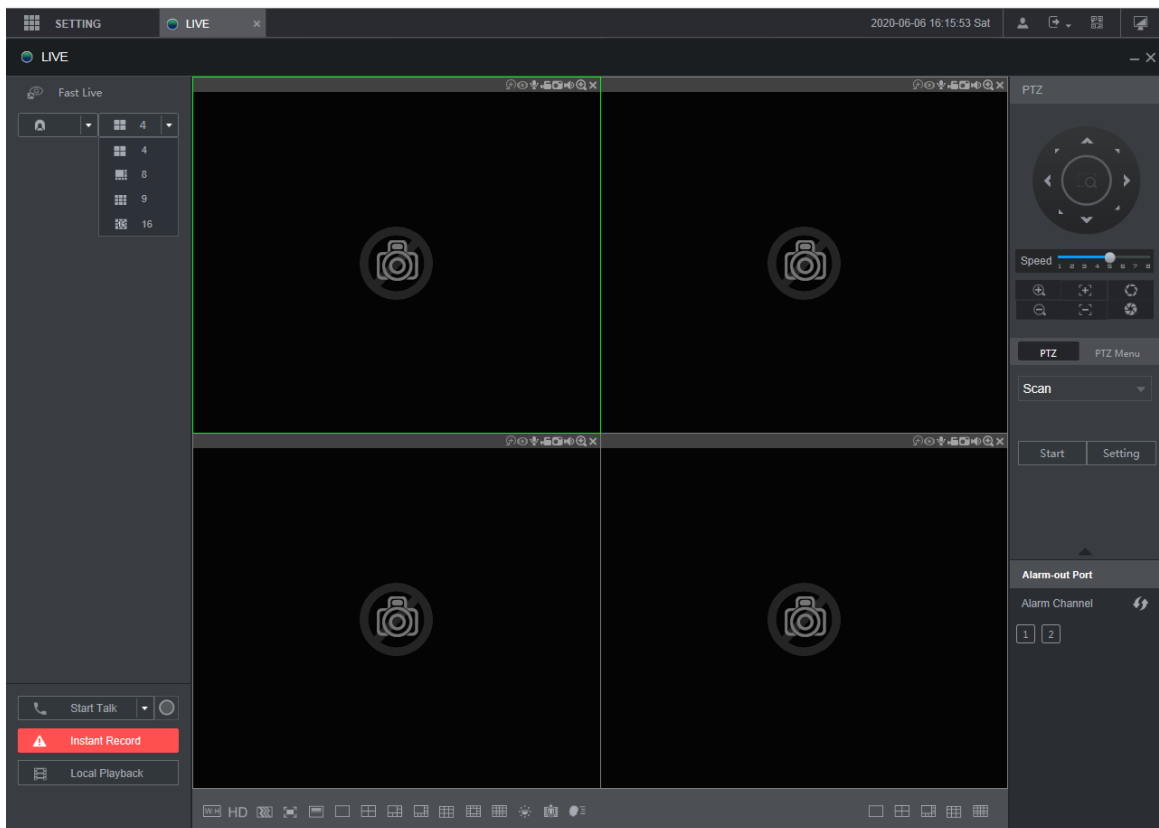
Supports disarming by period. Users can disarm in the set time period, and cancel disarming out of the period.

Supports synchronizing disarming configuration from remote IPCs.



1.5.2 Fast Live on Web

A **Fast Live** function is added on the upper-left corner of the LIVE interface. User can define the channel from which to start multi-window viewing. It starts from the first connected channel and is 4-window play by default. 4-Window live view applies main stream. If the split exceeds 4, the system applies sub stream.



1.5.3 Optimized Playback Function on Local GUI

Playback function on local GUI is optimized and the following functions are added: Custom fast play; channels can be selected during playback; cursor and time bar are optimized.

i. Supports custom fast play

Set play intervals such as 1, 3, 5, 15, 30 min or 1 hour.

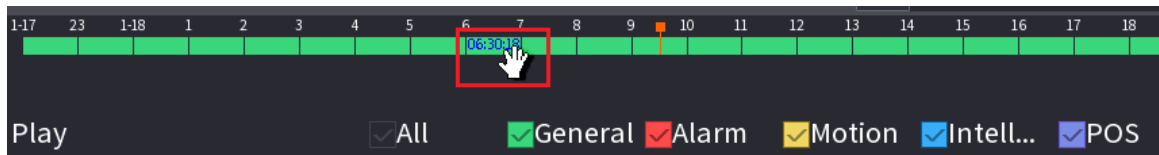
ii. Channels are selectable during playback

Supports adding or reducing channels during playback, and the time bars increase accordingly.

iii. Optimized cursor and time bar

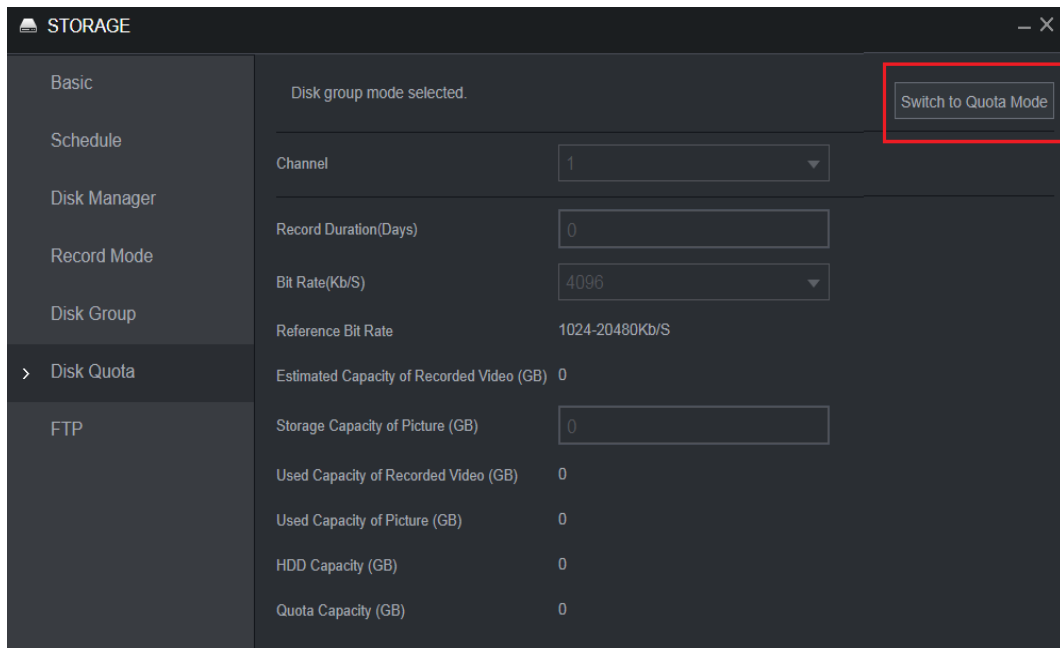
The vertical lines on the cursor and time bar are merged into one. During playback, time bar line is used as cursor. The vertical line moves as you drag the time bar.

When the vertical line is on the left end of the time bar, if you drag the time bar to the left, the line keeps still; if you drag the time bar to the right, the line moves right. When the vertical line is on the right end of the time bar, if you drag the time bar to the right, the line keeps still; if you drag the time bar to the left, the line moves left.

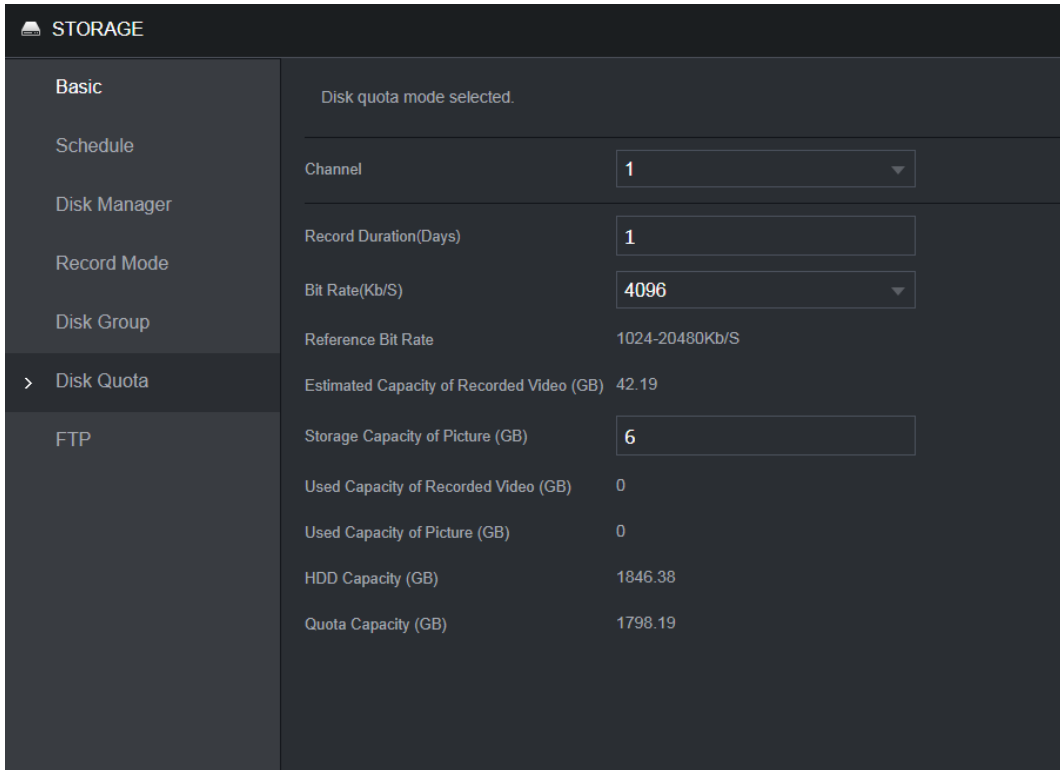


1.5.4 Quota Management

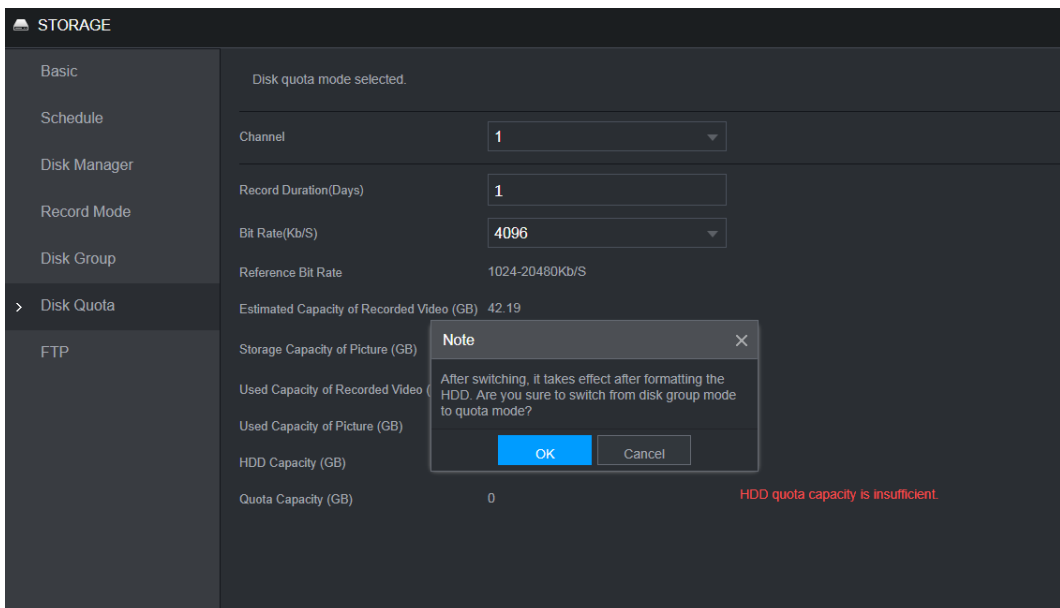
- i. The NVR supports quote management. Disk group mode is selected by default, and cannot be enabled with quota mode at the same time. You can switch storage mode on the interface below.



- ii. Quota management allows storage capacity to be set by channel, and videos and images can be configured separately, and the remaining configurable space is automatically calculated.



- iii. The interface will display a message indicating HDD quota capacity is insufficient, and will continuously prompt for insufficient quota capacity on local live view interface.



1.6 Compatibility

This new baseline version is based on the version of Security Baseline 2.1, and it can be rolled back to the versions after Security Baseline 1.4, but cannot be rolled back to a version prior to Security Baseline 1.4.

1.7 Software Environment

Model	Version
DH-IPC-HFW2231SN-S-0280B-S2	2.6.01.05.21042 DH_IPC-HX2XXX-Molec_MultiLang_NP_V2.800.0000000.16.R.200418.zip
DH-IPC-HDW3241TP-ZAS-27135	2.6.01.05.21884 DH_IPC-HX3XXX-Leo_MultiLang_PN_Stream3_V2.800.0000000.11.R.200513.zip
DH-IPC-HDW5241TMP-AS-LED-0280B	2.6.01.05.22386 DH_IPC-HX4XXX-Volt_MultiLang_PN_Stream3_V2.800.0000000.16.R.200529.zip
DH-SD5A445XA-HNR	2.6.01.05.22368 DH_SD-Prometheus_MultiLang_PN_Stream3_V2.810.0000001.2.R.200519.zip
DH-SD49425XB-HNR	2.6.01.05.22368 DH_SD-Prometheus_MultiLang_PN_Stream3_V2.810.0000001.2.R.200519.zip
DHI-VTO2202F-P	2.6.01.18.03843 DH_VTO2202F_MultiLang_PN_SIP_V4.410.0000000.4.R.20200221.zip
DSSC9100/C9505	2.7.01.01.00044 DH_DSSC9505_Internal_V2.000.0000002.0.R.180626.tar.gz
DMSS	2.7.03.01.00154 General_DMSS-Android-Phone-Plus-Device_MultiLang_Basic_IS_V4.050.0000008.2.R.190924.apk
DSS PRO	2.7.01.02.00833 General_DSS-PRO_Win64_IS_V7.002.0000003.0.R.20191008.exe
SmartPSS	2.7.01.10.00066 General_SmartPSS_ChnEng_Mac_IS_V2.03.0.R.20191203.pkg.zip
playsdk	2.8.01.01.01177 General_PlaySDK_Eng_Windows64_IS_V3.042.0000001.2.R.191225.zip
Player	2.8.02.01.00303 General_SmartPlayer-Win32_Eng_IS_V4.000.0000001.4.R.191009.zip
ConfigTool	2.8.02.01.00407 General_ConfigTool_ChnEng_V4.011.0000003.7.R.20200325.zip
NetSDK	2.8.01.01.01126 General_NetSDK_Eng_Win32_IS_V3.051.0000006.1.R.191126.7z
DiskManager	2.1.02.01.16427 General_DiskManager_Eng_WIN32_V2.02.1.R.170417.zip
NKB1000	2.6.01.09.00655 General_NKB1000_Eng_V3.621.0000000.0.R.200302.zip
NKB5000	2.6.01.09.00662 General_NKB5000_MultiLang_V3.212.0000001.0.R.200318.BIN

1.8 Pending Issues

None.

1.9 Update Guide

1. You can upgrade the NVR by ConfigTool, web and USB flash drive. For details, see Upgrade Guide.
2. Services such as recording and live view will be paused during the upgrade process. The NVR works normally after upgrade and rebooting.
3. The upgrade does not affect previous settings of the NVR.
4. Do not power off during the upgrade process, or the NVR will not boot up properly.

ZHEJIANG DAHUA VISION TECHNOLOGY CO., LTD.

Address: No.1199, Bin'an Road, Binjiang District, Hangzhou, P.R. China

Postcode: 310053

Tel: +86-571-87688883

Fax: +86-571-87688815

Email: overseas@dahuatech.com

Website: www.dahuasecurity.com