



DH_XVR5x04-I2_MultiLang_V4.001.0000001.2.R.201029

Release Notes

ZHEJIANG DAHUA VISION TECHNOLOGY CO., LTD.

Legal Information

Copyright

© 2020 ZHEJIANG DAHUA VISION TECHNOLOGY CO., LTD. All rights reserved.

This document cannot be copied, transferred, distributed, or saved in any form without the prior written permission of Zhejiang Dahua Vision Technology Co., LTD (hereinafter referred to as "Dahua").

The products described in this document may contain the software that belongs to Dahua or the third party. Without the prior written approval of the corresponding party, any person cannot (including but not limited to) copy, distribute, amend, abstract, reverse compile, decode, reverse engineer, rent, transfer, sublicense the software.

Trademarks

 and **HDCVI** are the trademarks or registered trademarks of Dahua.

All other company names and trademarks mentioned herein are the properties of their respective owners.

Disclaimer

- These release notes are for reference only, and the actual product shall prevail.
- Succeeding products and release notes are subject to change without notice.
- If there is any uncertainty or controversy, please refer to our final explanation.

Table of Contents

Legal Information	I
Release Notes	1
1.1 Overview	1
1.2 Functions and Applications	1
1.3 New Features.....	1
1.4 Instructions for New Features.....	2
1.4.1 AI Coding	2
1.4.2 AI Mode.....	3
1.4.3 Items added in disarming: Siren and warning light	4
1.4.4 5M Camera Access.....	5
1.4.5 SMD Plus	5
1.5 Fixed Bugs	5
1.6 Compatibility.....	5
1.7 Software Environment.....	5
1.8 Pending Issues.....	6
1.9 Update Guide	6

Release Notes

1.1 Overview

Item	Description
Product model	DIGITAL VIDEO RECORDER
Version	DH_XVR5x04-I2_MultiLang_V4.001.0000001.2.R.201029.zip
Software package information	DH-XVR5104HS-I2; DH-XVR5104H-I2; DH-XVR5104HE-I2
OS requirement	None
Release date	2020-11-06

1.2 Functions and Applications

This series product can work with devices such as camera, HDD to monitor the specified scenarios and play back the recorded video files. It can monitor, playback and support remote surveillance once the device is connecting to the network. It supports cellphone monitor from anywhere at anytime through the Internet.

This series product supports five camera signals (CVI, AHD, TVI, CVBS, and IPC) and is compatible with the popular signal types on today's market. It can use the original coaxial cable and support network cable too. It is suitable to update the current system, at the same time; it can meet the expansible requirements of new projects.

CVI product has entered the H.265 era. With the lower bit rate and more advanced compression technology, it can reduce storage space and network transmission data. The device supports AI functions such as SMD plus, face detection, face recognition, and IVS, making video surveillance more intelligent.

1.3 New Features

For new H.265 series products with new software security baseline, the following features are added:



Features might vary from different models, and the actual product shall prevail.

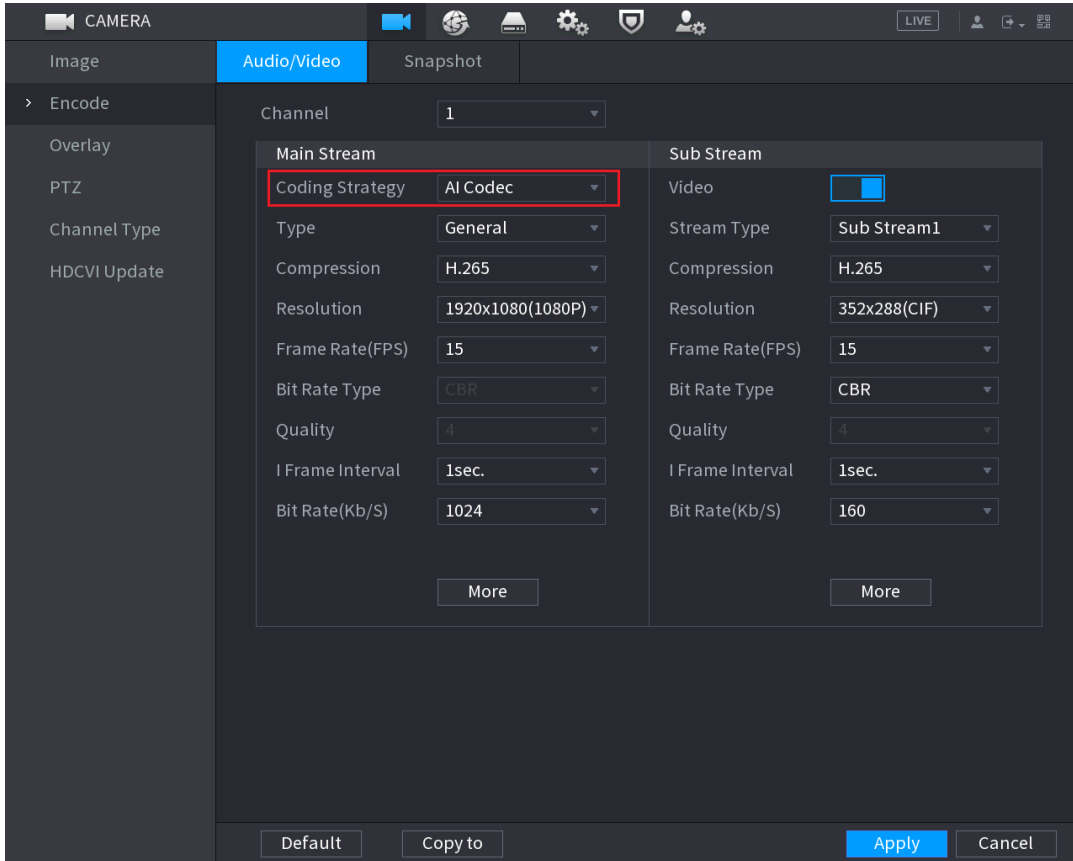
No.	Feature	Description
1	AI Coding	Compared with H.265, AI codec can reduce up to 50% bit rate and storage requirements while have no loss of decoding compatibility, providing clear human and vehicle details. The default setting of Coding Strategy is changed from General to AI Codec .
2	AI Mode	SMD, Face, IVS&SMD
3	Items added in disarming: Siren and warning light	Supports one-click arming and disarming with all linkage actions; added siren and warning light linkage actions.
4	5M camera access	Supports access of 2880 x 1620 resolution 5M camera.
5	SMD Plus	SMD of all supported channels are enabled by default.

1.4 Instructions for New Features

1.4.1 AI Coding

- i. **Select Main Menu > CAMERA > Encode > Audio/Video.**

The **Audio/Video** interface is displayed as follows.



- ii. **Configure the settings for the main/sub streams parameters.**

Parameter	Description
Channel	In the Channel list, select the channel that you want to configure the settings for.
Coding Strategy	<ul style="list-style-type: none"> ● AI Codec: Enables the AI codec function. This function can reduce the video bit stream for non-important recorded video to maximize the storage space. ● General: Uses general coding strategy. ● Smart Codec: Enables the smart codec function. This function can reduce the video bit stream for non-important recorded video to maximize the storage space.
Type	<ul style="list-style-type: none"> ● Main Stream: In the Type list, select General, Motion, or Alarm. ● Sub Stream: This setting is not configurable.
Compression	In the Compression list, select the encode mode. <ul style="list-style-type: none"> ● H.265: Main profile encoding. This setting is recommended. ● H.264H: High profile encoding. Low bit stream with high definition. ● H.264: General profile encoding. ● H.264B: Baseline profile encoding. This setting requires higher bit stream compared with other settings for the same definition.
Bit Rate Type	In the Bit Rate Type list, select resolution for the video. The maximum video resolution might be different dependent on your device model.

Parameter	Description
Frame Rate (FPS)	Configure the frames per second for the video. The higher the value, the clearer and smoother the image will become. Frame rate changes along with the resolution. Generally, in PAL format, you can select the value from 1 through 25; in NTSC format, you can select the value from 1 through 30. However, the specific range of frame rate that you can select depends on the capability of the Device.
Quality	This function is available if you select VBR in the Bit Rate List. The higher the value, the better the image will become.
I Frame Interval	The interval between two reference frames.
Bit Rate (Kb/S)	In the Bit Rate list, select a value or enter a customized value to change the image quality. The bigger the value is, the better the image will become.
Video	Enable the function for sub stream.
Audio	Click More , the More interface is displayed. <ul style="list-style-type: none"> ● Audio: This function is enabled by default for main stream. You need to manually enable it for sub stream 1. Once this function is enabled, the recorded video file is composite audio and video stream.
Audio Source	<ul style="list-style-type: none"> ● Audio Source: In the Audio Source list, you can select LOCAL and HDCVI. <ul style="list-style-type: none"> ◇ LOCAL: The audio signal is input from Audio input port. ◇ HDCVI: The audio signal is input from HDCVI camera.
Compression	<ul style="list-style-type: none"> ● Audio Format: In the Compression list, select a format that you need.

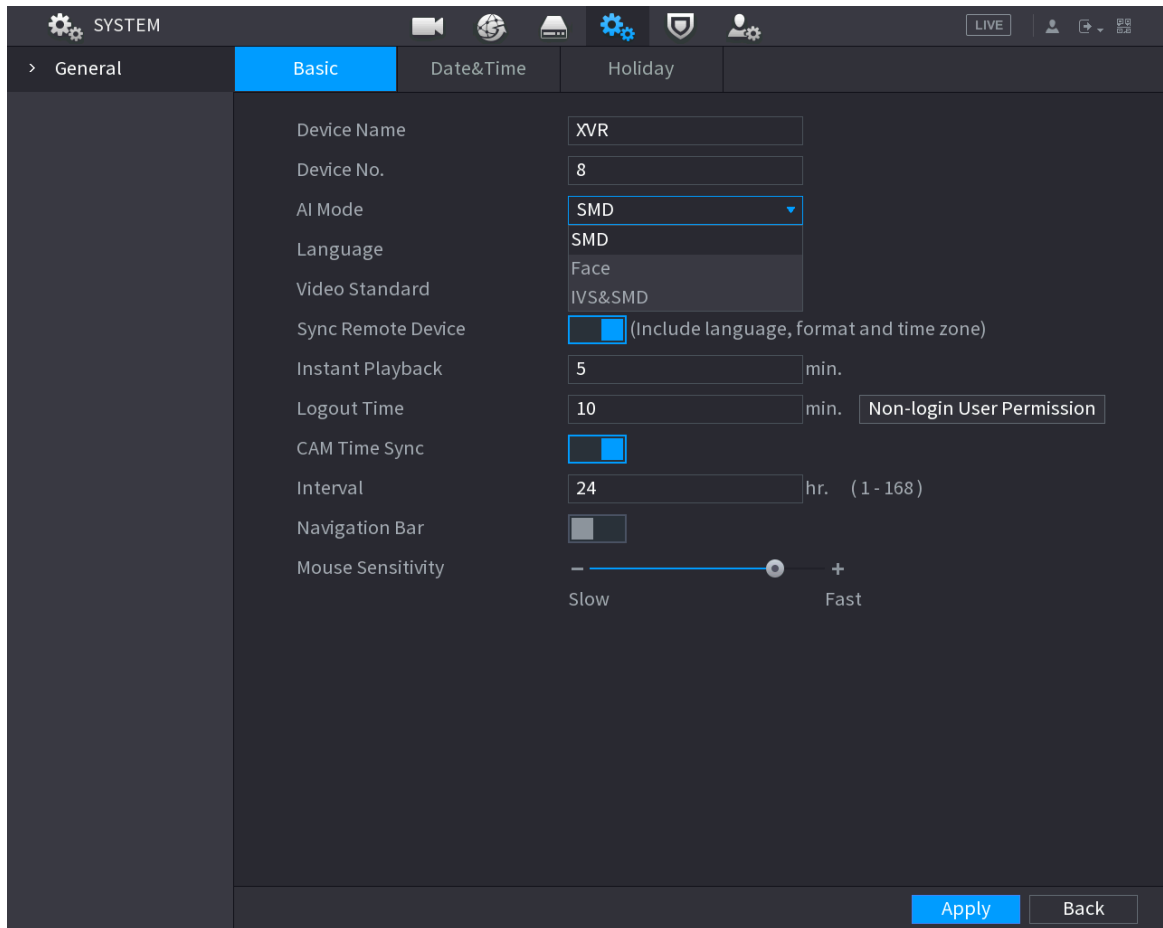
iii. **Click Apply to complete the settings.**




Click **Copy to** to copy the settings to other channels.

1.4.2 AI Mode

This release supports three modes for AI function: SMD, Face, IVS&SMD. You can set those modes in start-up wizard or in **SYSTEM > General > Basic**.

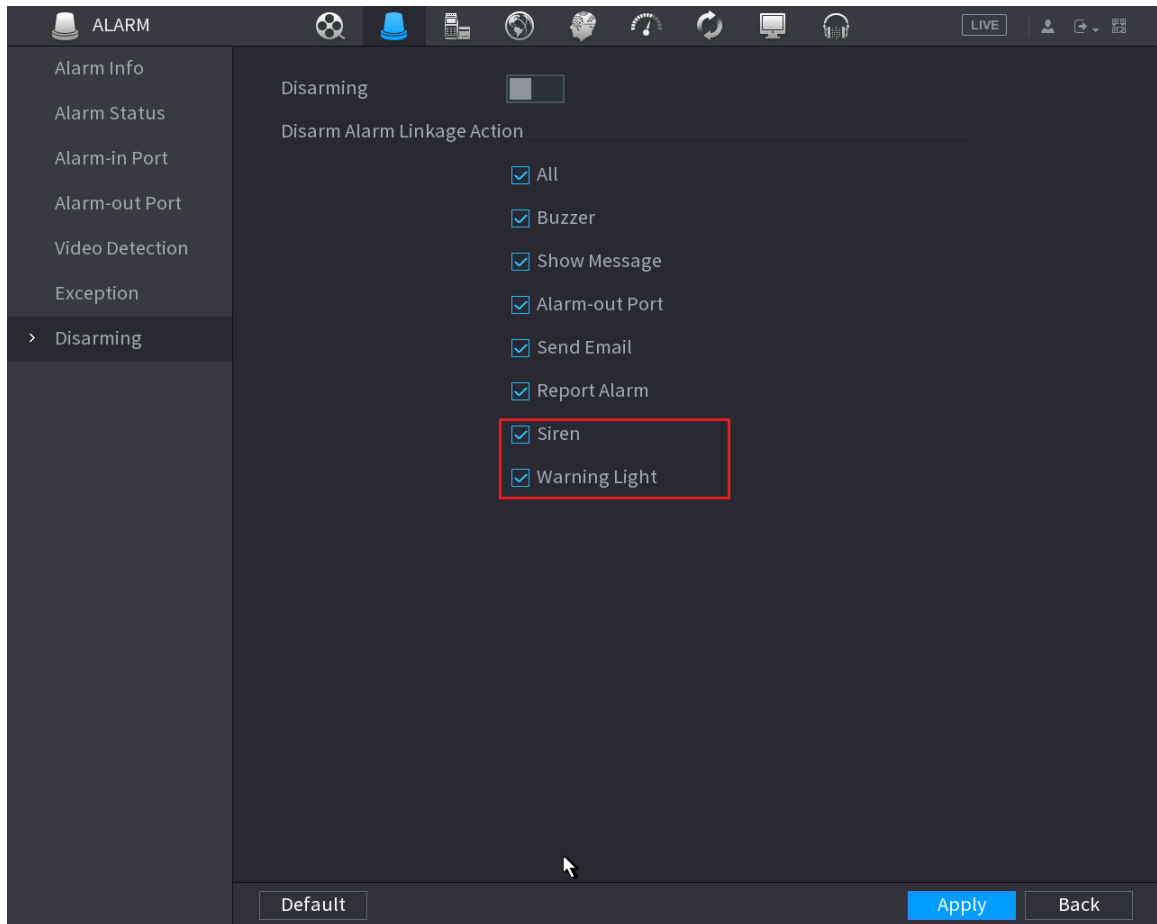


Parameter	Description
AI Mode	<p>Select SMD, Face or IVS&SMD for AI function.</p> <ul style="list-style-type: none"> • When SMD is selected, only SMD is available. • When Face is selected, only face detection and face recognition are available. • When IVS&SMD is selected, only IVS and SMD are available. <p> This parameter is supported on select models. SMD, face detection, face recognition and IVS cannot be enabled simultaneously on those models.</p>

1.4.3 Items added in disarming: Siren and warning light

Supports one-click arming and disarming with all linkage actions; added siren and warning light linkage actions.

You can configure alarm linkages in **Main Menu > ALARM > Disarming**.



1.4.4 5M Camera Access

Supports access of 2880 x 1620 resolution 5M camera, provides image effect more real and clear displayed on 16:9 monitors.

1.4.5 SMD Plus

SMD of all supported channels are enabled by default.

1.5 Fixed Bugs

N/A

1.6 Compatibility

Current version is V4.001.0000001.2, compatible with previous version V4.001.0000000.1, V4.001.0000000.2, V4.001.0000001.0.

1.7 Software Environment

Platform	Model	Version
Baseline software	SmartPss	General_SMARTPSS-Win32_ChngEng_IS_V2.003.0000001.0.R.191028.zip
	NETKB5000	General_NKB5000_Chng_SDA_V3.212.0000000.0.R.191105.BIN

Platform	Model	Version
	NETKB1000	General_NKB1000_ChngEng_V2.620.0000000.0.R.20180115.zip
	DSS	General_DSS-PRO_Win64_IS_V7.002.0000003.0.R.20191008.exe
	NetSDK	General_NetSDK_Eng_Win32_IS_V3.051.0000006.1.R.191126.7z
	ConfigTool	General_ConfigTool_ChngEng_V4.011.0000003.6.R.20200114.zip
Decoder		General_NVD0405DH-4K_Chng_P_V3.200.0002.1.R.20180116.zip
Player		General_SmartPlayer-Win32_Eng_IS_V4.000.0000001.4.R.191009.zip
Cell phone		Android: Gdmss plus 1.10.000
		Iphone: Idmss plus 1.10.000

1.8 Pending Issues

N/A

1.9 Update Guide

- The update mode includes Configtool, web and USB device. Please refer to the update manual for detailed information.
- During the update process, some functions are not available, such as record and network live view. After update and reboot process, the device returns to normal work status.
- The previous device settings remain the same.
- During the update process, do not shut down the device or unplug the power cord. Otherwise, the device may become malfunction and cannot boot up.

ZHEJIANG DAHUA VISION TECHNOLOGY CO., LTD.

Address: No.1199, Bin'an Road, Binjiang District, Hangzhou, P.R. China

Postcode: 310053

Tel: +86-571-87688883

Fax: +86-571-87688815

Email: overseas@dahuatech.com

Website: www.dahuasecurity.com